

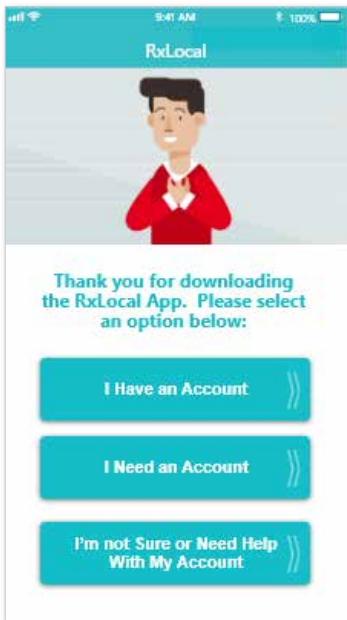
APP INSTRUCTIONS

Profile Registration



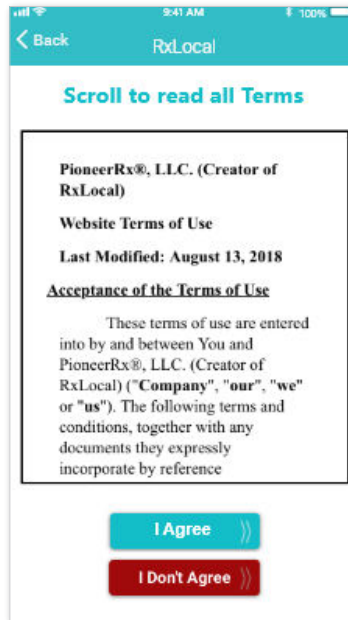
1

Select "I Need an Account"



2

Read and Accept the Terms of Service



3

Fill out First Name, Last Name, and Date of Birth exactly as the pharmacy has it listed. Check your prescription bottle if you're unsure.



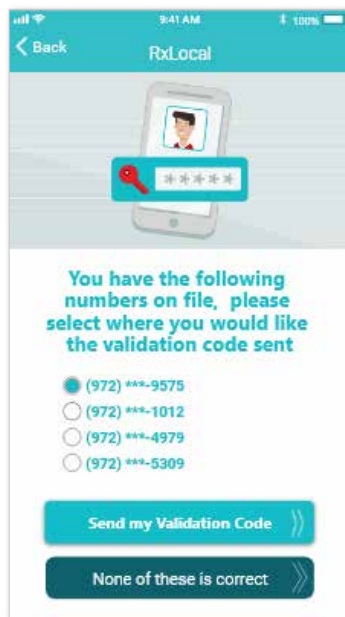
4

Enter your cell phone number and email address for account security and pharmacy verification.



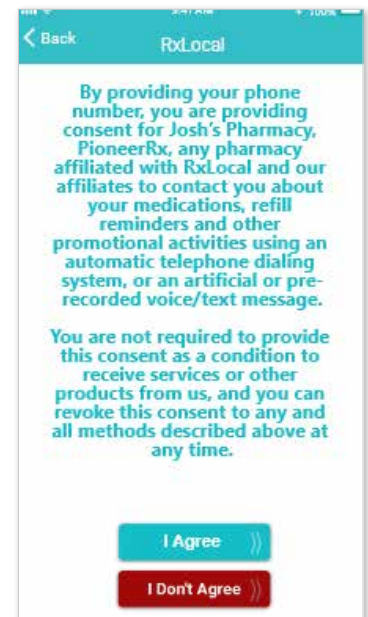
5

Select the number you'd like your verification code sent to.



6

Read and click agree to receive notifications and other promotions from your pharmacy



APP INSTRUCTIONS

Profile Registration



7

Read and click agree to receive notifications and other promotions from your pharmacy



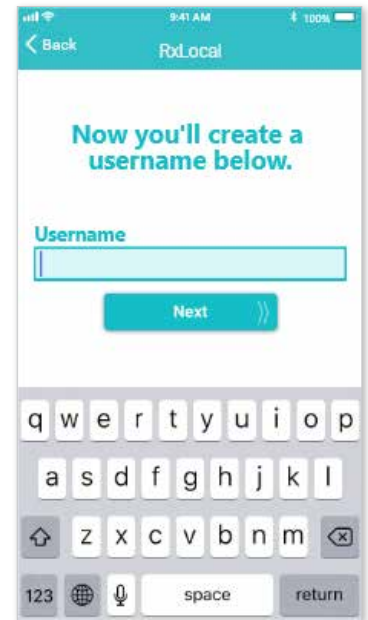
8

Enter your validation code texted to the phone number on your account.



9

Create your username.



10

Create your password

(At least nine (9) characters, and uppercase letter, a lowercase letter, and a non letter character)

